

SPECIFICATIONS:

DIMENSIONS: 70" H X 40" W X 38" D

MOTOR: 3/4 HP 115/1/60 TEFC, 10.6 FLA

CFM: 1,600 CFM @ 1" W.G.

ELECTRICAL WIRED TO JUNCTION BOX

BLOWER: DIRECT DRIVE BI WHEEL


CONSTRUCTION
 12 & 1/4 GA POWDER COATED STEEL FRAME, 16 GA STEEL DOOR, 3/16 POLYETHYLENE PANELS, FULL CARBON STEEL CONSTRUCTION AVAILABLE. 11 & 18 GA HOOD CAM DOOR AND FILTER LATCHES

STD. FILTERS:
 (1) 2" BAFFLES
 (1) 4" PLEATS
 (1) 95% MAIN BAG, 108 SF EACH

OPTIONAL FILTERS:
 2" MIST ELIMINATOR
 26 LB CARBON AFTERFILTER
 2" POLY PREFILTER
 4" PLEATED PREFILTER
 2" ALUMINUM MESH PREFILTER
 99.97% HEPA AFTERFILTER

OPTIONS:
 EYEBOLTS (INSTALLED)
 ACOUSTIC LINING
 MAGNAHELIC PRESSURE GAUGE
 MANOMETER
 FLOOR STAND
 CUSTOM HOOD SIZES

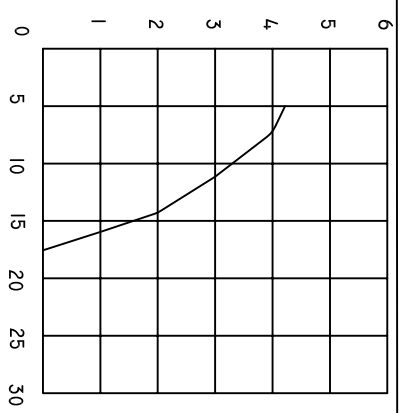
WEIGHT: 534 LBS.



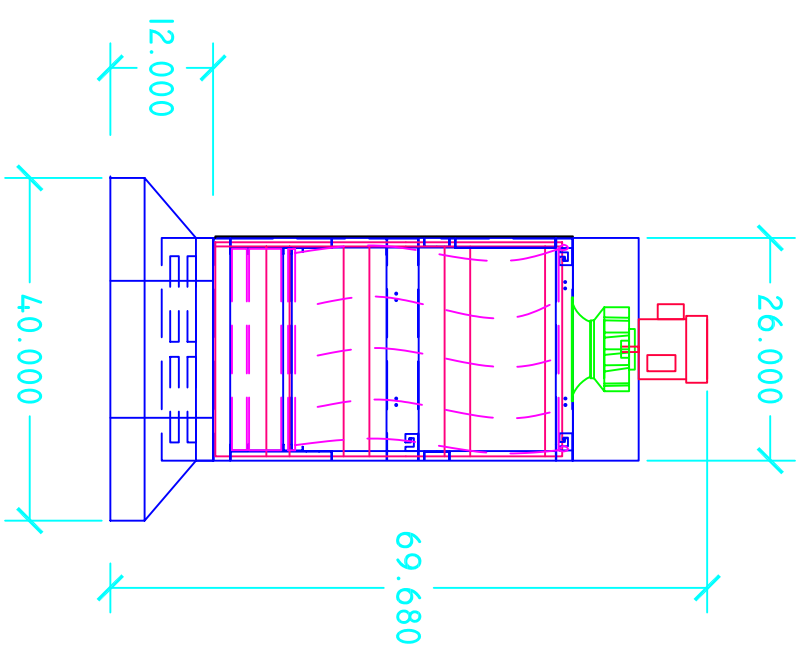
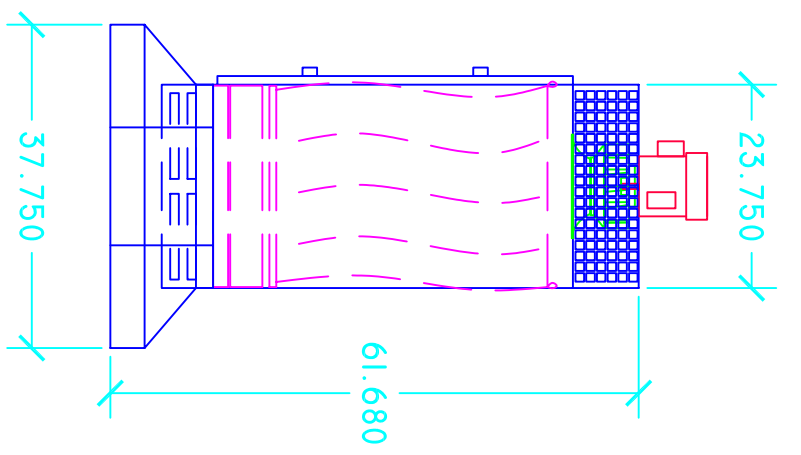
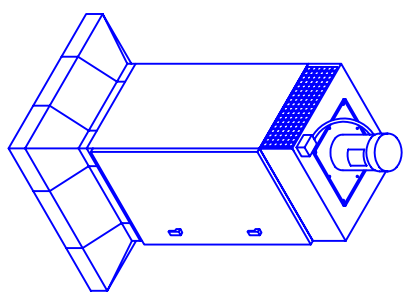
MEG. BY:

INDUSTRIAL MAID LLC
 351 S. 12TH RD.
 CORTLAND, NE 68331
 PH. (402) 798-7116
 FAX (402) 798-7117
 WWW.INDUSTRIAL-MAID.COM

PRESSURE IN. W.G.



CFM X'S 100



DISTRIBUTED BY:

COPYRIGHT: THIS DOCUMENT AND THE INFORMATION CONTAINED MAY NOT BE REPRODUCED OR DISTRIBUTED WITHOUT EXPRESS WRITTEN CONSENT OF INDUSTRIAL MAID. UNAUTHORIZED REPRODUCTION, DISCLOSURE, OR MANUFACTURING USE ARE PROHIBITED BY COPYRIGHT LAW.