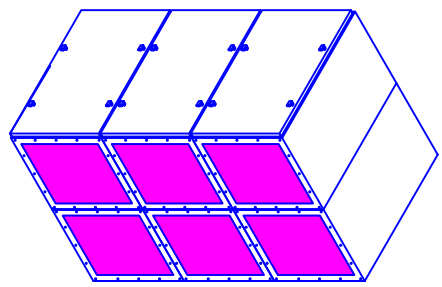
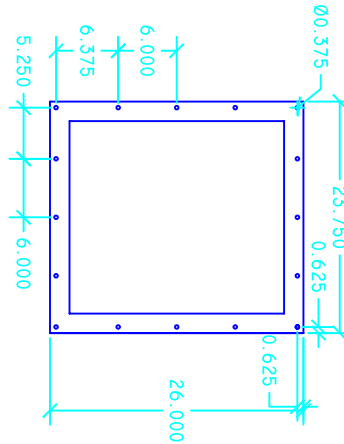
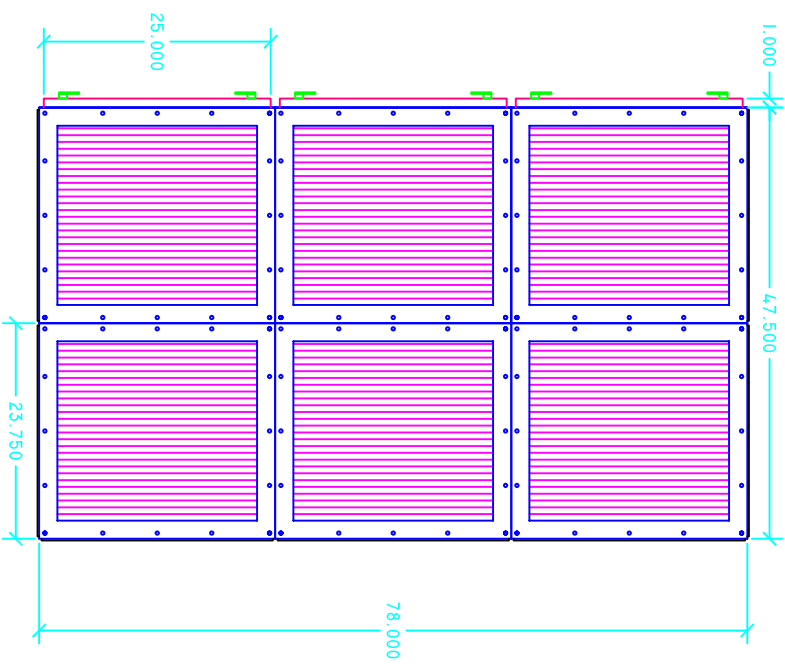


**TYPICAL INLET
BOLT PATTERN**

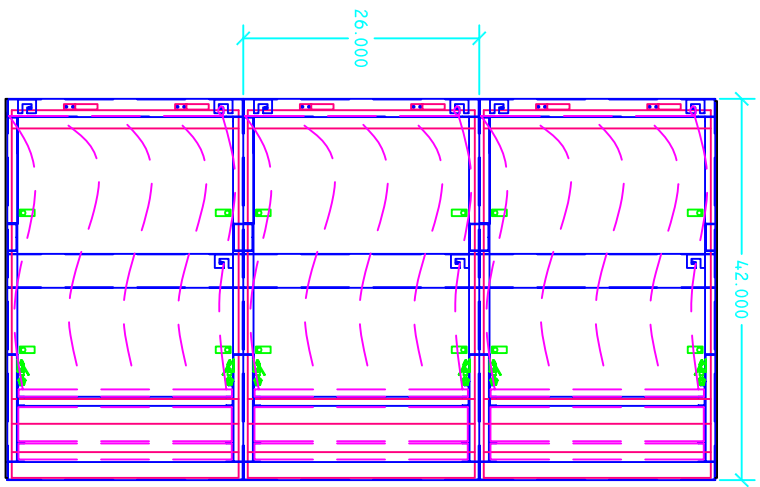


M36-3x2

INLET VIEW



SIDE VIEW



DISTRIBUTED BY:

COPYRIGHT: THIS DOCUMENT AND THE INFORMATION CONTAINED MAY NOT BE REPRODUCED OR DISTRIBUTED WITHOUT EXPRESS WRITTEN CONSENT OF INDUSTRIAL MAID. UNAUTHORIZED REPRODUCTION, DISCLOSURE, OR MANUFACTURING USE ARE PROHIBITED BY COPYRIGHT LAW.

SHEET TITLE : AZTECH M36-3X2	
DRWG. NO. : 3632-110106	DRAWN BY: TAA
DATE: 11/01/06	SCALE: NTS

SPECIFICATIONS:

- DIMENSIONS:** 78" H X 42" W X 4.85" D
- CONSTRUCTION**
- 12 & 1/4 GA POWDER COATED STEEL FRAME. (3) 16 GA STEEL DOORS.
 - 3/16 POLYETHYLENE PANELS.
 - CAM LOCK DOOR LATCHES
 - ADJUSTABLE COMPRESSION HINGE
 - 4-WAY ALUMINUM EXHAUST GRILLE
 - QUICK RELEASE FILTER CLAMPS

- STD. FILTERS:**
- (6) 4" PLEATED PREFILTERS
 - (6) 95% BAG FILTERS

- OPTIONAL FILTERS:**
- 65% BAG FILTER
 - 26 LB CARBON MODULE
 - 2" AL. MESH PREFILTER
 - 2" BAFFLED PREFILTER
 - 4" MIST ELIMINATOR
 - 2" POLY PAD
 - 99.97% HEPA AFTERFILTER

- OPTIONS:**
- EYEBOLTS (INSTALLED)
 - SILENCER
 - MAGNETIC PRESSURE GAUGE
 - MANIFOLDER
 - SOURCE CAPTURE PLENUM
 - DUAL DOORS
 - FULL CARBON STEEL CONST.

WEIGHT: 930 LBS. (STD)



INDUSTRIAL MAID LLC
 351 S. 12TH RD.
 CORTLAND, NE 68331
 PH. (402) 798-7116
 FAX (402) 798-7117
 WWW.INDUSTRIAL-MAID.COM