

SPECIFICATIONS:

DIMENSIONS: 19.25" H X 4.8" W X 19.25" D

MOTOR: 1/3 HP 115/1/60 PSC TYPE
2 SPEED
OPT. 1/2 HP 115/1/60 PSC TYP
2 SPEED

CFM: LOW - 1,000 CFM @ .75" W.G.
HIGH - 1,490 CFM @ .75" W.G.
OPT. 1/2 HP 115/1/60 PSC TYP

CONSTRUCTION 1/2 & 1/4 GA POWDER COATED STEEL FRAME
3/16 POLYETHYLENE PANELS
CARBON STEEL PANELS AVAILABLE
4-WAY ADJ. ALUMINUM GRILLE

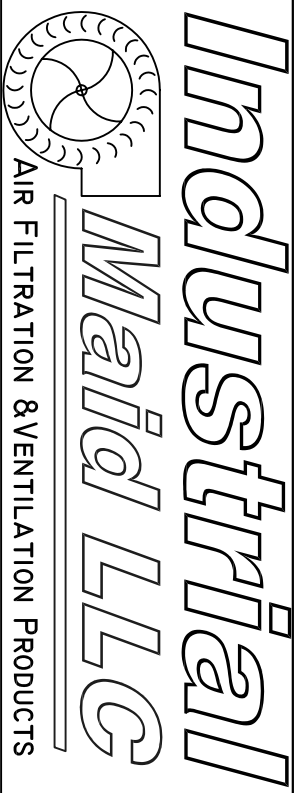
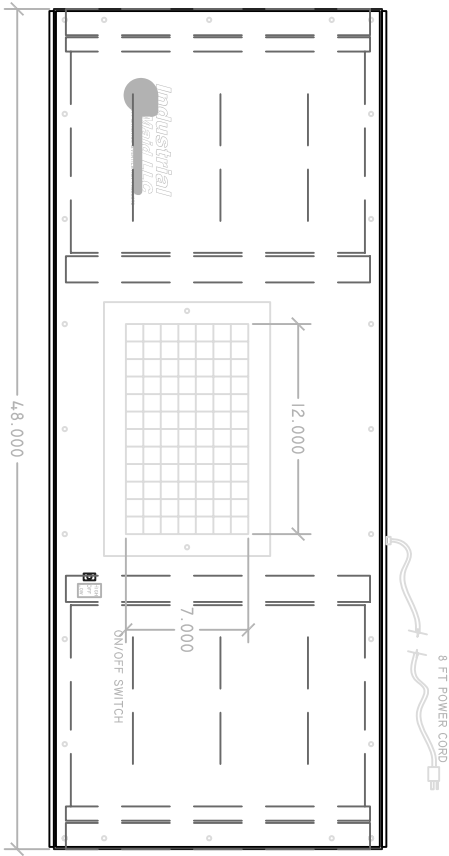
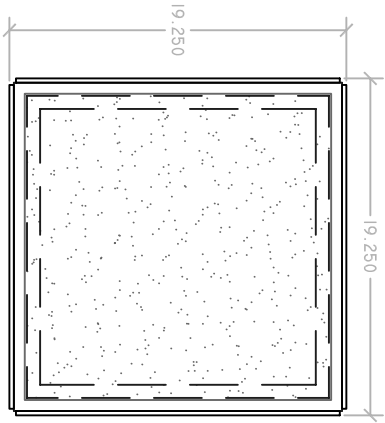

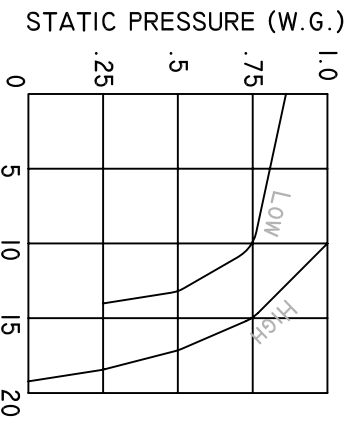
ELECTRICAL 1/3 & 1/2 HP - 8 FT 14/3 CORD &
2 SPEED TOGGLE SWITCH

BLOWER 9 X 9 FORWARD CURVED BLOWER
DIRECT DRIVE

FILTERS: 2" POLY PAD PREFILTER
95% BAG FILTER
2" CARBON TRAY
99.97% HEPA IN LIEU OF BAG (OPT.)

OPTIONS: EYEBOLTS (INSTALLED)
WALL CLIPS
SILENCER
MINIHILIC PRESSURE GAUGE

WEIGHT: 90 LBS.



COPYRIGHT: THIS DOCUMENT AND THE INFORMATION CONTAINED MAY NOT BE REPRODUCED OR DISTRIBUTED WITHOUT EXPRESS WRITTEN CONSENT OF INDUSTRIAL MAID. UNAUTHORIZED REPRODUCTION, DISCLOSURE, OR MANUFACTURING USE ARE PROHIBITED BY COPYRIGHT LAW.

INDUSTRIAL MAID LLC
721 WESTGATE BLVD
LINCOLN, NE 68528
PH. (402) 476-4424
FAX (402) 476-4434
WWW.INDUSTRIAL-MAID.COM