

SPECIFICATIONS:

DIMENSIONS: 110.25"H X 26" W X 23.75" D

MOTOR: 3/4 HP, 230/460/1160, 1 SPEED, 3.4/1.7 FLA
2HP, 208-230/460/3/60, 6.0-5.8/2.9 FLA
3HP, 230/460/3/60, 8.6/4.3

CFM: 3/4 HP - 3,000 CFM @ 6" W.G.
2 HP - 3,500 CFM @ 1.0" W.G.
3HP - 4,500 CFM @ .85" W.G.

ELECTRICAL 3/4 HP - WIRED TO JCT. BOX
2 HP, 1 PH. - WIRED TO JCT. BOX
2 & 3 HP, 3 PH. WIRED TO JCT. BOX

BLOWER: 10 X 10 FORWARD CURVED BLOWER
3/4 HP DIRECT DR. 2 & 3 HP BELT DR.

CONSTRUCTION 12 & 14 GA POWDER COATED STEEL
FRAME, 16 GA STEEL DOOR.
3/16 POLYETHYLENE PANELS, FULL
CARBON STEEL CONSTRUCTION
AVAILABLE: 1-1/2 NPT DRAIN
4-WAY ALUMINUM EXHAUST GRILLE

STD. FILTERS: 2" BAFFLE
95% BAG FILTER

OPTIONAL FILTERS: 2" MIST ELIMINATOR
26 LB CARBON AFTERFILTER
2" POLY PREFILTER
4" PLEATED PREFILTER
2" ALUMINUM MESH PREFILTER
99.97% HEPA AFTERFILTER

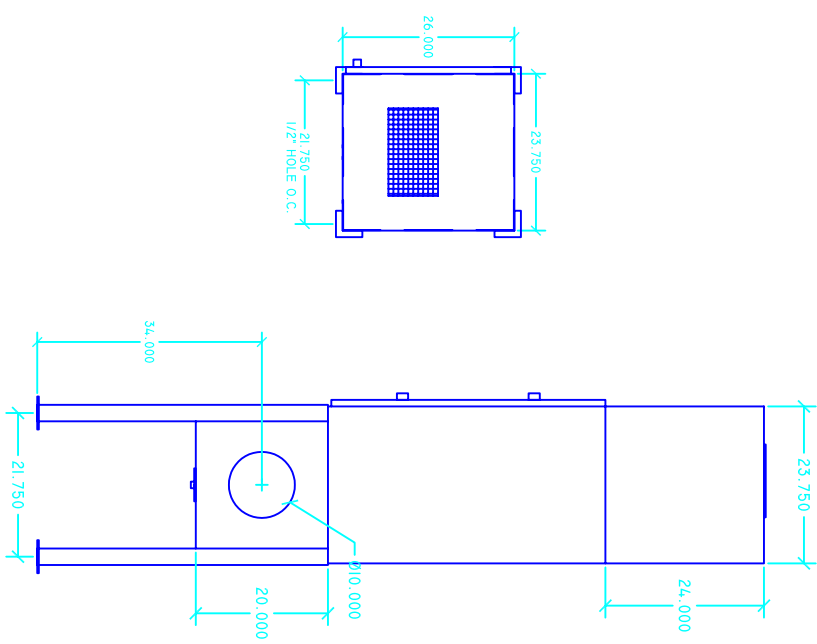
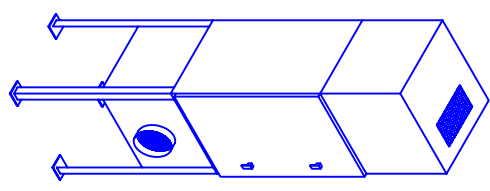
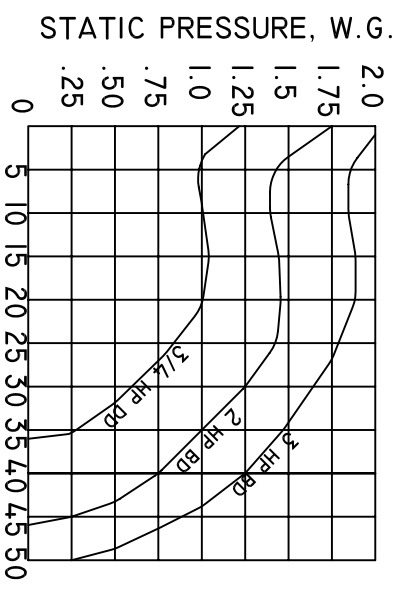
OPTIONS: EYEBOLTS (INSTALLED)
SILENCER
MAGNETIC PRESSURE GAUGE
MANOMETER
SOURCE CAPTURE PLENUM
DOUBLE DOOR
4"-12" COLLAR

WEIGHT: 285 LBS.



MFG. BY:

INDUSTRIAL MAID LLC
351 S. 12TH RD.
CORTLAND, NE 68331
PH. (402) 798-7116
FAX (402) 798-7117
WWW.INDUSTRIAL-MAID.COM



DISTRIBUTED BY:

COPYRIGHT: THIS DOCUMENT AND THE INFORMATION CONTAINED MAY NOT BE REPRODUCED OR DISTRIBUTED WITHOUT EXPRESS WRITTEN CONSENT OF INDUSTRIAL MAID. UNAUTHORIZED REPRODUCTION, DISCLOSURE, OR MANUFACTURING USE ARE PROHIBITED BY COPYRIGHT LAW.