

SPECIFICATIONS:

DIMENSIONS: 27" H X 84" W X 27" D

MOTOR: 1.5 HP, 230/460/3160, 4.8/2.4 AMP
1.5 HP, 115/208-230/11/60,
15.2/8.2-7.6 AMP

CFM: 1.5 HP - 3500 CFM @ 1.5" W.G.

ELECTRICAL: 115V 1 PH. - SWITCH & 15' CORD
230V 1 PH & 3 PH. WIRED
TO JUNCTION BOX

BLOWER: 10 X 8 FORWARD CURVED BLOWER
BELT DRIVE

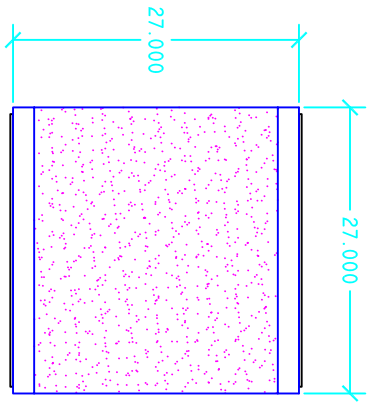
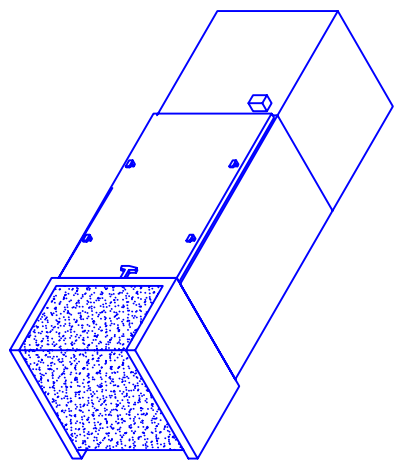
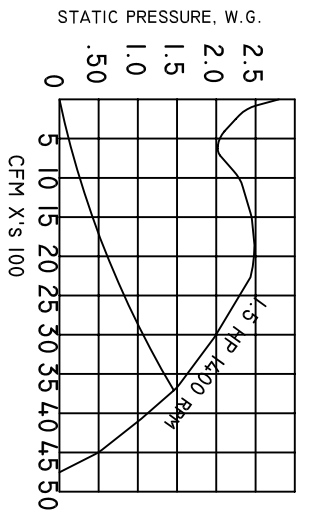
CONSTRUCTION: 12 & 14 GA POWDER COATED STEEL
FRAME: 16 GA STEEL DOORS,
3/16 POLYETHYLENE PANELS,
ADJ. COMPRESSION HINGES
CAM DOOR AND FILTER LATCHES
4-WAY ALUMINUM EXHAUST GRILLE

STD. FILTERS: (1) 2" POLY PAD. W/ TACK (10 SF)
(1) 95% BAG FILTER 40 SF
(1) 26 LB ABSORPTION MODULE
50/50 CARBON BLEND

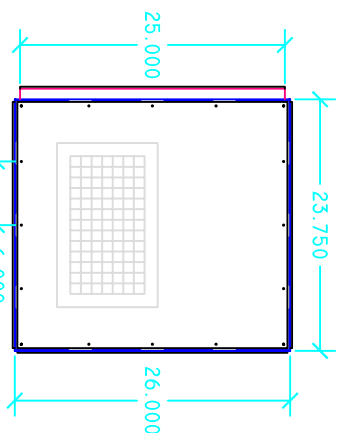
OPTIONAL FILTERS: 65% BAG FILTER,
4" PLEATED PREFILTER
2" MESH PREFILTERS
2" BAFFLED PREFILTERS
95% DOP FILTER
99.97% HEPA AFTERFILTERS

OPTIONS: EVEROLTS (INSTALLED)
SILENCER
MAGNETIC PRESSURE GAUGE
MANOMETER
AUTO START
TIMER CONTROL
DUAL DOORS
ALL STEEL CONSTRUCTION

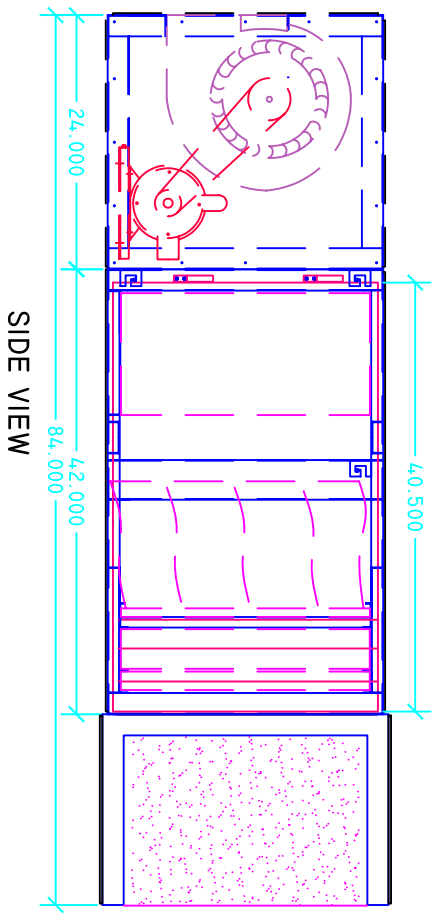
WEIGHT: 285 LBS.



INLET VIEW



EXHAUST VIEW



SIDE VIEW

DISTRIBUTED BY:

COPYRIGHT: THIS DOCUMENT AND THE INFORMATION CONTAINED MAY NOT BE REPRODUCED OR DISTRIBUTED WITHOUT EXPRESS WRITTEN CONSENT OF INDUSTRIAL MAID. UNAUTHORIZED REPRODUCTION, DISCLOSURE, OR MANUFACTURING USE ARE PROHIBITED BY COPYRIGHT LAW.



INDUSTRIAL MAID LLC
351 S. 12TH RD.
CORTLAND, NE 68331
PH. (402) 798-7116
FAX (402) 798-7117
WWW.INDUSTRIAL-MAID.COM